

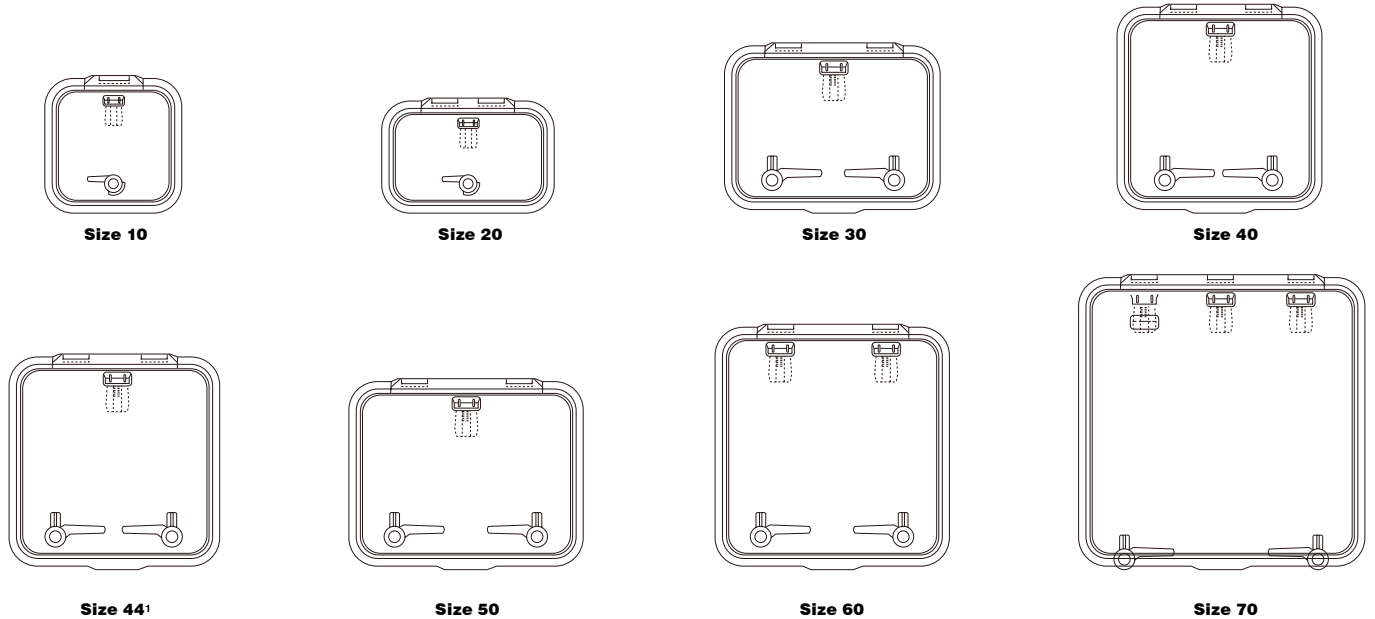
Ocean Hatch

With its classic style, the Ocean Hatch is fitted to thousands of boats around the world. Its rugged construction provides the ultimate protection against the elements, whatever conditions you might face.

- Friction levers hold the lid open in any position up to 95°
- Anodised aluminium frame for corrosion resistance
- CE Approved

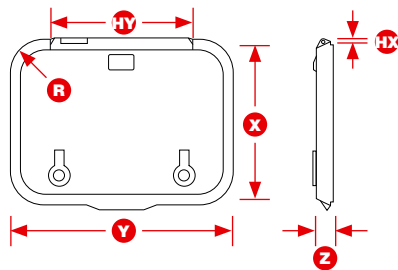


Lewmar Ocean Hatch fitted to Hallberg Rassy 42

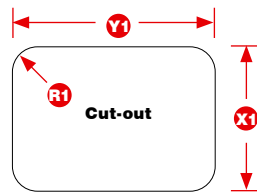


† Minimum size for ISO 9094 escape hatches

Ocean Hatch Dimensions



Ocean Hatch Cut-out



Flange profile Flat Base profile



Ocean Hatch Specifications

PART NUMBER	SIZE	LOWER FRAME	OVERALL DIMENSIONS										CUT-OUT DIMENSIONS Change if Trimkits are used						HATCH WEIGHT		ACRYLIC WINDOW THICKNESS			
			X		Y		Z		R		HX		HY		X1		Y1						R1	
			LENGTH		WIDTH		HEIGHT		RADI		HINGE LENGTH		HINGE WIDTH	LENGTH		WIDTH		RADI						
			mm	in	mm	in	mm	in	mm	in	mm	in	mm	in	mm	in	mm	in	mm	in	kg	lb	mm	in
39610050 39610070	10	Flat Base Flange†	324	12 3/4	324	12 3/4	39.5	1 9/16	75	2 15/16	5	3/16	138	5 7/16	255	10 1/16	255	10 1/16	40	1 9/16	2.26	5.77	10	3/8
39620050 39620070	20	Flat Base Flange†	266	10 1/2	411	16 3/16	39.5	1 9/16	69	2 11/16	5	3/16	225	8 7/8	197	7 3/4	342	13 7/16	34	1 5/16	2.74	6.04	10	3/8
39630050 39630070	30	Flat Base Flange†	391	15 3/8	521	20 1/2	39.5	1 9/16	75	2 15/16	5	3/16	335	13 3/16	202	7 15/16	347	13 11/16	36.5	1 7/16	4.5	9.9	10	3/8
39640050 39640070	40	Flat Base Flange†	485	19 1/8	485	19 1/8	39.5	1 9/16	75	2 15/16	5	3/16	299	11 3/4	416	16 3/8	416	16 3/8	40	1 9/16	4.76	10.5	10	3/8
39644050 39644070	44	Flat Base Flange†	509	20 1/16	509	20 1/16	43	1 11/16	76	3	4	3/16	302	11 7/8	437	17 3/16	437	17 3/16	40	1 9/16	5	11	12	1/2
39650050 39650070	50	Flat Base Flange†	444	17 1/2	574	22 5/8	43	1 11/16	76	3	4	3/16	367	14 7/16	372	14 9/16	502	19 3/4	40	1 9/16	7.3	16.1	12	1/2
39660050 39660070	60	Flat Base Flange†	574	22 5/8	574	22 5/8	43	1 11/16	76	3	4	3/16	367	14 7/16	377	14 13/16	507	19 15/16	42.5	1 11/16	8	17.6	12	1/2
39670050 39670070	70	Flat Base Flange†	694	27 3/16	694	27 3/16	43	1 11/16	76	3	4	3/16	487	19 3/16	622	24 1/2	622	24 1/2	40	1 9/16	10.8	23.8	12	1/2

† Flange size 25mm/1in