

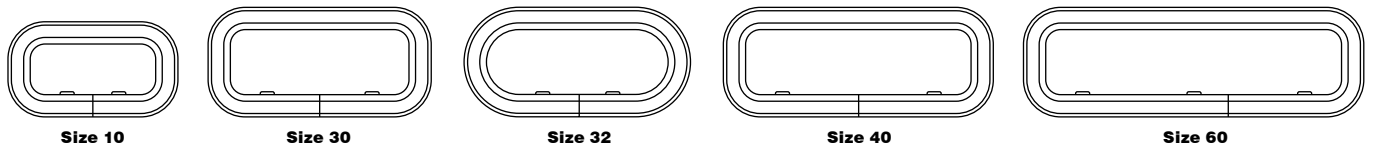
Atlantic Portlight

The Atlantic Portlight has clean lines and a clear, acrylic window housed in an attractive aluminium frame.


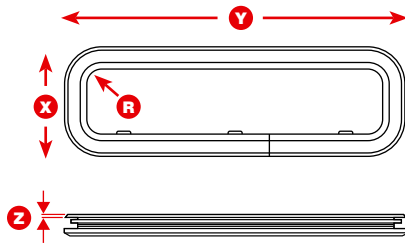
- Extensive range
- Flyscreens provided as standard
- Friction hinges
- Quick-action handles



Aluminium interior trim



Atlantic Portlight Dimensions



Atlantic Portlight Specifications

PART NUMBER				OVERALL DIMENSIONS							CUT-OUT DIMENSIONS						PORTLIGHT WEIGHT		ACRYLIC WINDOW THICKNESS		
Thin Valance	Thick Valance	SIZE	VERSION	X		Y		Z		R		X1		Y1		R1		kg	lb	mm	in
mm	mm			mm	in	mm	in	mm	in	mm	in	mm	in	mm	in	mm	in				
39110090	39110070	10	Opening	174	6 15/16	304	12	6	1/4	71	2 13/16	154	6 1/16	284	11 3/16	61	2 3/8	1.6	3.5	8	5/16
39130090	39130070	30	Opening	200	7 7/8	400	15 3/4	6	1/4	71	2 13/16	180	7 1/16	380	14 19/16	61	2 3/8	2.2	4.8	8	5/16
39132090	39132070	32	Opening	198	7 13/16	401	15 13/16	6	1/4	99	3 7/8	178	7	381	15	89	3 1/2	2.1	4.6	8	5/16
39140090	39140070	40	Opening	200	7 7/8	480	18 7/8	6	1/4	71	2 13/16	180	7 1/16	460	18 1/8	61	2 3/8	2.5	5.5	8	5/16
39160090	39160070	60	Opening	200	7 7/8	600	23 5/8	6	1/4	71	2 13/16	180	7 1/16	580	22 19/16	61	2 3/8	3.0	6.6	8	5/16

1. Smoke grey acrylic and silver anodise frames.
2. Portlights and fixed lights should be fitted to a flat surface with a maximum tolerance of ± 1mm
3. Portlights and fixed lights come complete with fastenings as indicated on above table

4. Portlight opening is restricted on very thick hulls.
5. At 24mm hull thickness opening angle is 115°

Portlight Valance & Fastening Required

HULL THICKNESS mm	VALANCE TYPE	FASTENING
8-10	Thin Hull Valance	360360999 ¹ M5 x 12mm Long
11-15	Thin Hull Valance	360361999 M5 x 16mm Long
16-19	Thick Hull Valance	360362999 M5 x 20mm Long
20-24	Thick Hull Valance	360363999 ² M5 x 25mm Long

¹ Supplied as standard with thin hull valances

² Supplied as standard with thick hull valances
Fastenings supplied in bags of 100